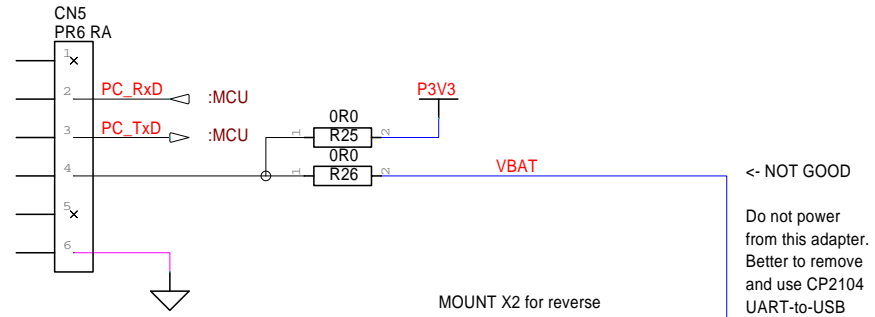


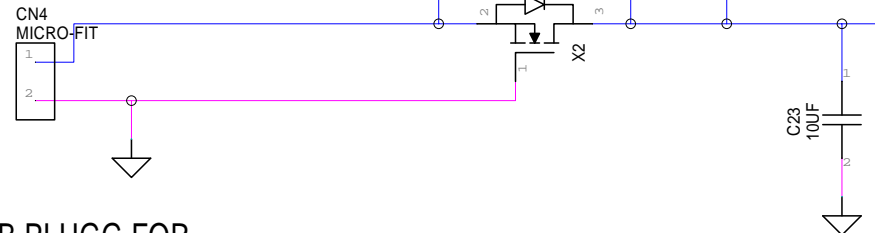
MARK[1-3]  
○ FIDUCIAL MARK  
SMARK[1-2]  
○ STENCIL MARK

PROJECT:	2,4GHz ISM TXRX
SHEET NAME:	TOP
DATE: 14.11.2015	UNIVERSITY OF OSLO
VER:	Dept. of Physics ELAB
SHEET: 1 / 6	(c) copyright. All rights reserved.

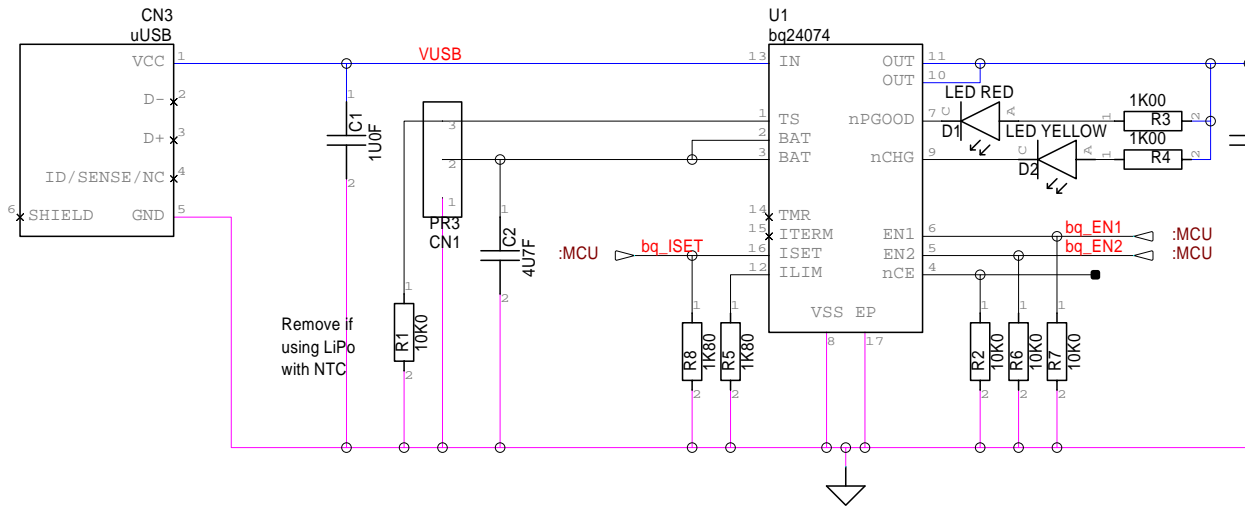
### FTDI RS232 -> TTL ADAPTER



### MOLEX KK BATTERI KONTAKT



### USB PLUGG FOR POWER (OG DATA?)



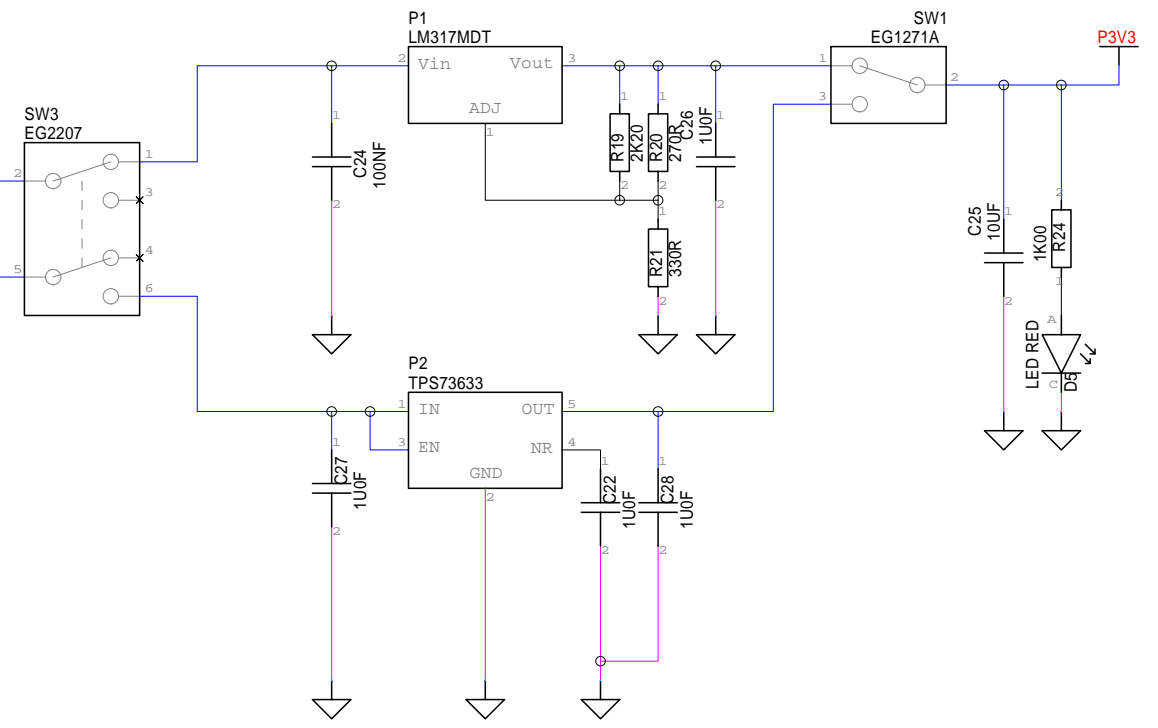
Resistor/Current calculations for charger  
 -----  
 ITERM -> Float = default  
 TMR -> float = default  
 EN[1:2] = [1,0] -> USB500  
 EN[1:2] = [0,1] -> I\_iilm  
  
 I\_input max limit:  
 $R_{iilm} = K_{iilm} / I_{iilm} = 1550 / 0,860 = 1k8$   
  
 I\_charge  
 $R_{iset} = K_{iset} / I_{chg} = 890 / 0,5A = 1k8$   
 Measure  $V_{iset}$  to monitor  $I_{chg}$   
 $V_{iset} = I_{chg} / 400 ? R_{iset}$

### 3V3 LDO

LM317 tolerates >5V inputs, but has too large voltage drop to be used together with the battery charger.

TPS73633 has only 75mV drop and works well with the charger, but do not tolerate 9V inputs.

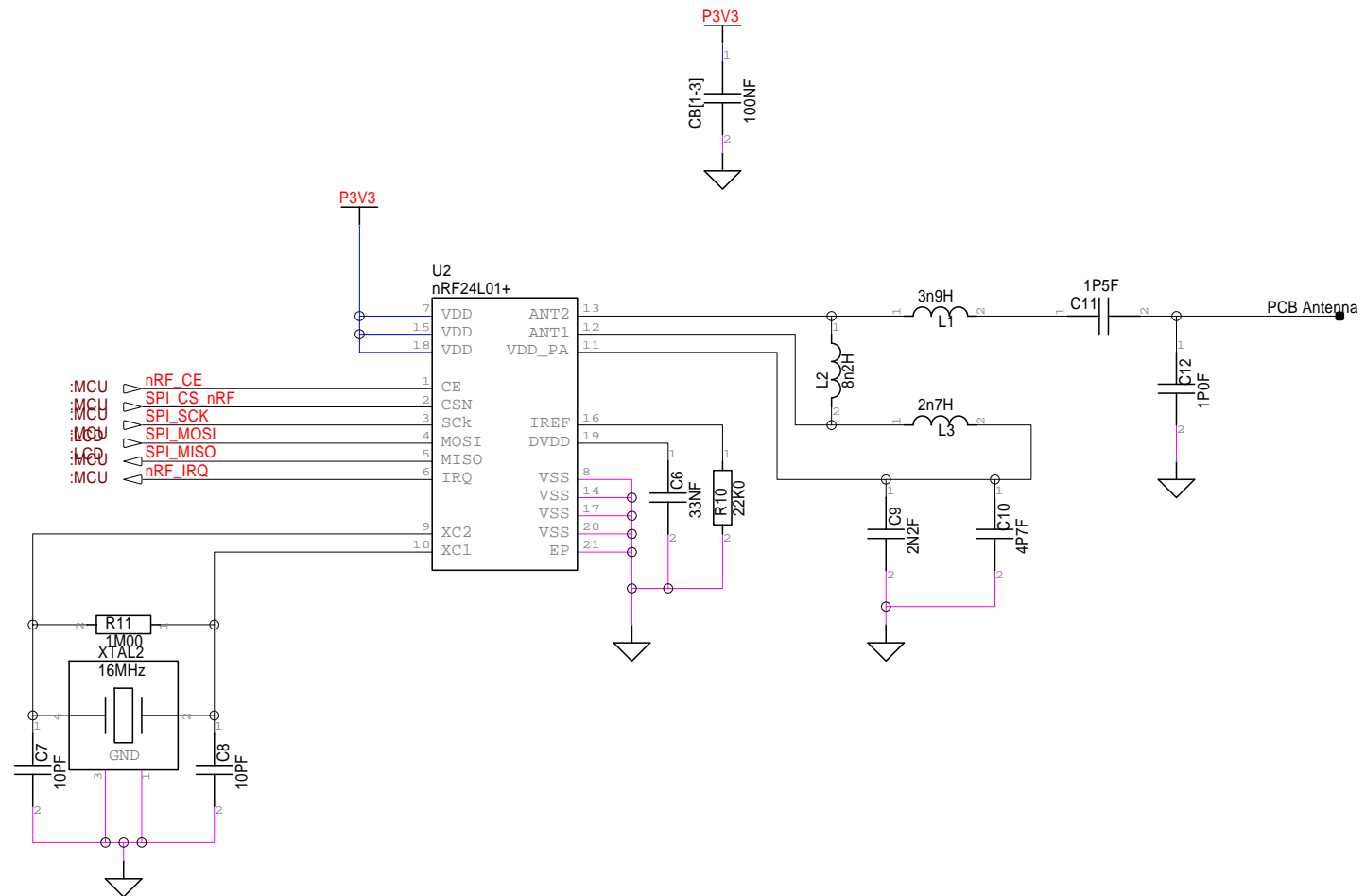
Choose one power scheme, or add jumper/switch to enable one at a time (ex SW1 OR SW3 below).



PROJECT:	2,4GHz ISM TXRX
SHEET NAME:	POWER
DATE:	14.11.2015
VER:	
SHEET:	2 / 6

UNIVERSITY OF OSLO  
Dept. of Physics ELAB  
(c) copyright. All rights reserved.

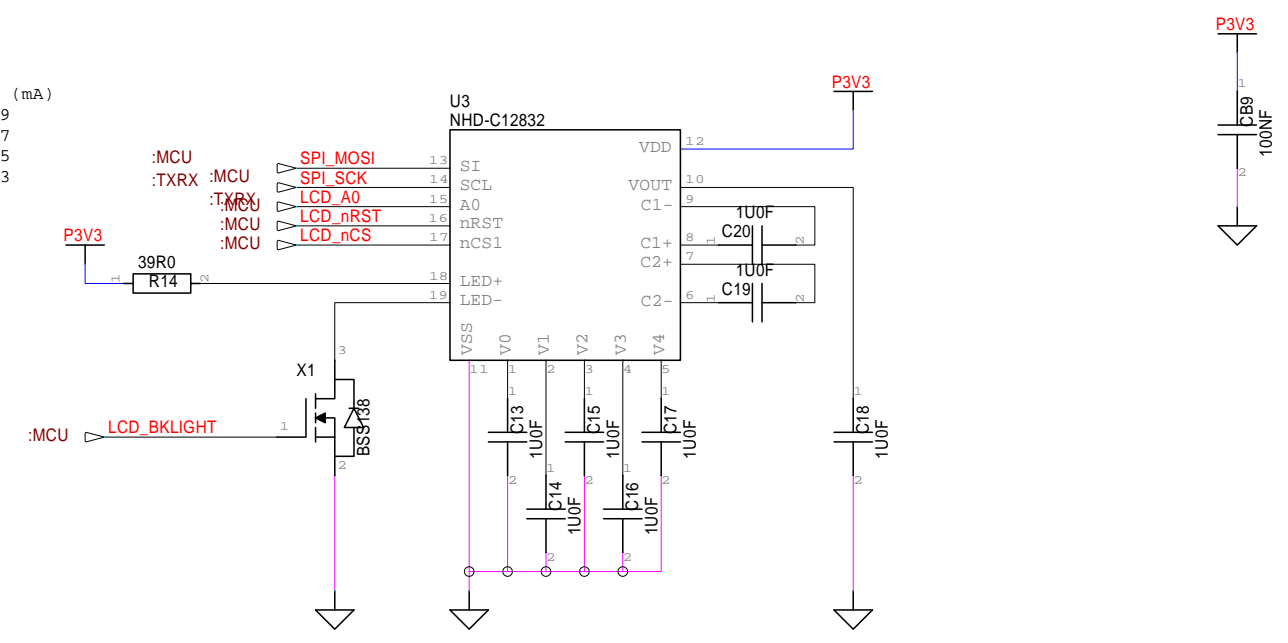




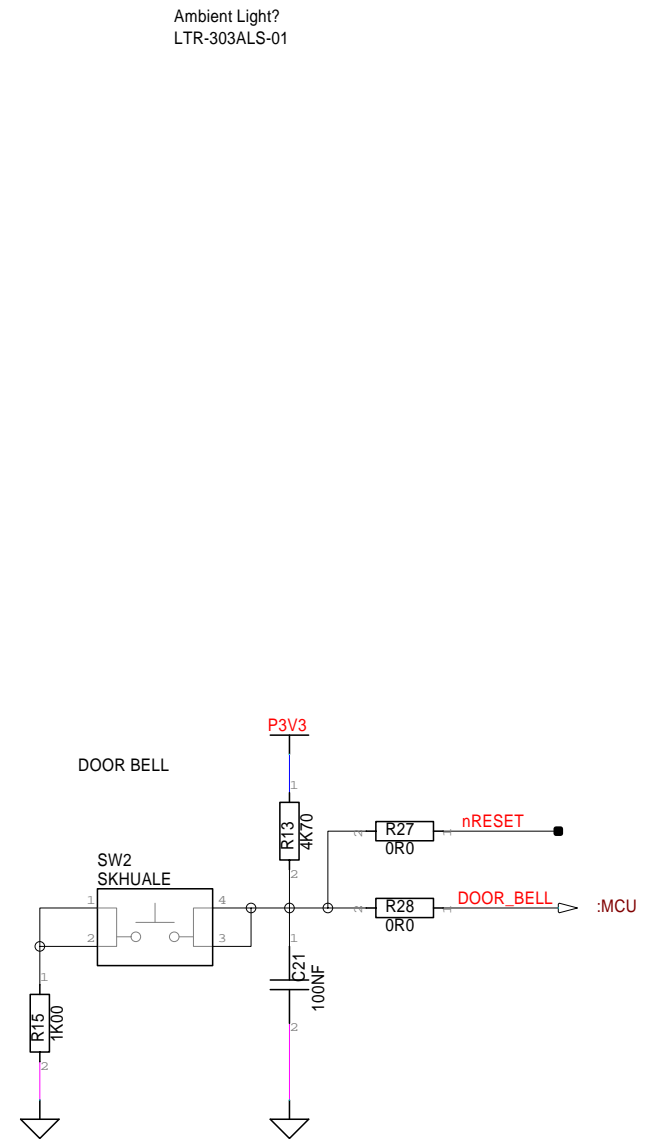
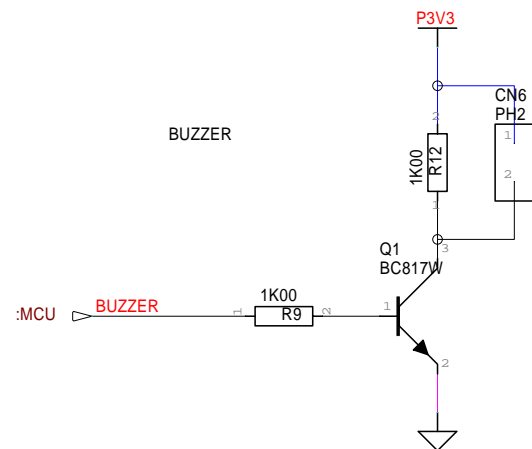
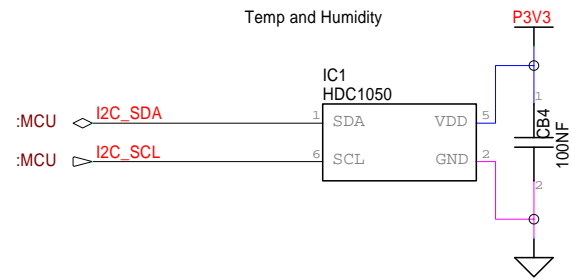
PROJECT:	2,4GHz ISM TXRX
SHEET NAME:	TXRX
DATE:	14.11.2015
VER:	
SHEET:	4 / 6

UNIVERSITY OF OSLO  
Dept. of Physics ELAB  
(c) copyright. All rights reserved.

R14 (R)	Itot (mA)
39	27-29
68	25-27
150	23-25
---	21-23



PROJECT:	2,4GHz ISM TXRX
SHEET NAME:	LCD
DATE:	14.11.2015
VER:	UNIVERSITY OF OSLO Dept. of Physics ELAB
SHEET:	5 / 6 (c) copyright. All rights reserved.



PROJECT:	2,4GHz ISM TXRX
SHEET NAME:	SENSOR
DATE: 14.11.2015	UNIVERSITY OF OSLO
VER:	Dept. of Physics ELAB
SHEET: 6 / 6	(c) copyright. All rights reserved.